



TRAIL KING

RIGID GOOSENECK TRAILERS

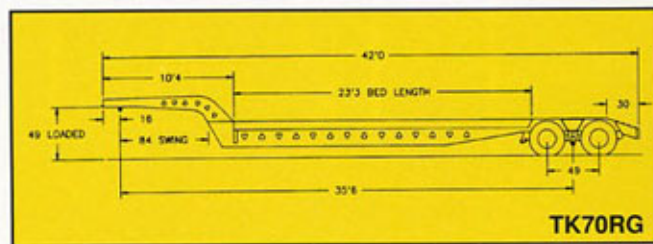
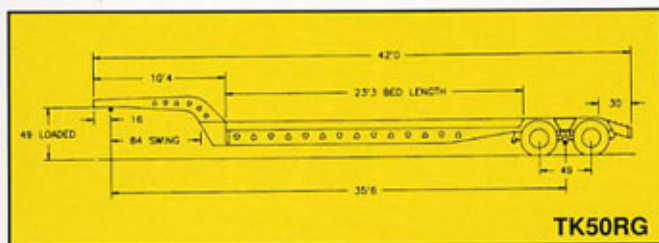


SUPERIOR DESIGN . . . SOLID CONSTRUCTION

TK50RG - TK70RG



Model TK50RG - 50,000 lb. Payload Capacity (shown with optional full rear deck and crawler ramps)



Trail King's "RG Series" Rigid Gooseneck trailers are perfect for contractors who need a rugged, dependable, and versatile trailer that's within their budget.

The TK50RG is a 2-axle 50,000 lb. capacity model, while the TK70RG is capacity rated at 70,000 lbs.

Ideal for motor graders, pavers, loaders, and crawlers, these trailers are perfect for cities, counties, and municipalities as well.

Built with 100,000/80,000 psi high yield steel, the RG's are center frame trailers designed with 6" I-beam crossmembers on 24" centers. The result is a lightweight lowboy with the strength you need. . . *where* you need it.

A full width rear deck can be specified for hauling motor graders and other long equipment. Add the optional full width upper deck to save time and money with the ability to haul combinations of equipment in one trip.



All RG models feature steel I-beam crossmembers and full depth knee braces for strength you can count on.



Optional full width rear deck can be ordered with either steel with traction aids or wood-filled beavertail.

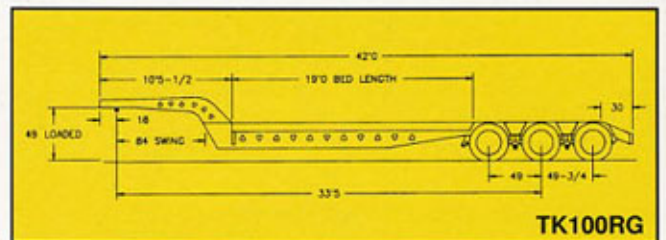
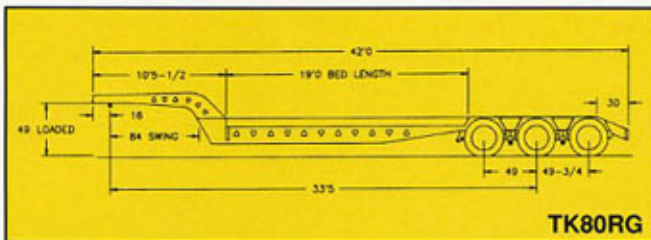


Telescopic pin-type park stands are standard. A two-speed landing gear is offered as an option.

TK80RG - TK100RG



Model TK100RG - 100,000 Lb. Payload Capacity (shown with optional full width upper deck)



The TK80RG is an 80,000 lb. capacity unit, while the Model TK100RG is capacity rated at 100,000 lbs. Both trailers are standard with the narrow neck and 30" steel beavertail with traction aids.

Available with deck lengths from 42' to 48', all Trail King rigid gooseneck trailers feature a 34" to 35" loaded deck height, but a double drop model is also available for deck heights as low as 24".

Potentially troublesome loading jobs are handled with ease with the addition of the optional electric/hydraulic powered ramps in a variety of lengths. An even lower load angle is achieved with the addition of special 52" paver extensions.

Simplicity of design, affordability, versatility, and rugged durability make these lightweight lowboys the perfect choice for all of your toughest hauling needs.



Rubber-mounted sealed beam lights and sealed electrical system is standard on all Trail King RG's.



Heavy duty swing-out outriggers are optional for hauling extra-wide loads. D-rings on 48" centers are standard.



Optional wood-filled crawler ramps can be added to the standard 30" beavertail for ease of loading.



Trailer as shown features a full upper deck with a special 15 degree slope for extra ease in loading the upper deck.



Optional 9' electric/hydraulic ramps for ease of loading low ground clearance equipment.



Electric/hydraulic bi-fold ramps in a variety of lengths further simplify the most difficult to load equipment.

SPECIFICATIONS AND OPTIONS	MODELS			
	TK50RG	TK70RG	TK80RG	TK100RG
Payload capacity (uniform)	50,000	70,000	80,000	100,000
Concentrated capacity in 16'	50,000	70,000	80,000	100,000
12-1/4" x 7-1/2" air brakes	S	S	S	O
16-1/2" x 7" air brakes	O	O	O	S
6.75 x 17.5 RTD rims	S	S	S	O
8.25 x 22.5 RTD rims	O	O	O	S
Cast spoke wheels with dual rims	S	S	S	S
10R 17.5 - 14PR radial tires	S	S	S	O
255 / 70R 22.5 - 16PR radial tires	O	O	O	S
Budd or disc type hubs	O	O	O	O
3-leaf spring suspension	S	S	S	S
Single point spring suspension	O	O	N/A	N/A
Air-ride suspension	O	O	O	O
2" nominal oak decking (1-1/2" net)	S	S	S	S
Apitong deck	O	O	O	O
Pin-type park stands	S	S	S	S
2-speed landing gear	O	O	O	O
8" mill channel side rail	S	S	S	S
6" I-beam crossmembers on 24" centers	S	S	S	S
D-rings on 48" centers	S	S	S	S
100,000 PSI high yield steel flanges (80,000/100,000 psi high yield steel throughout)	S	S	S	S
Rubber mounted sealed lights and sealed electrical system	S	S	S	S
Mid-turn signal / clearance lights	S	S	S	S
30" beavertail - steel with traction aids	S	S	S	S
48" beavertail in lieu of standard (doesn't add to OAL)	O	O	O	O
60" beavertail in lieu of standard (doesn't add to OAL)	O	O	O	O
Wood-filled beavertail	O	O	O	O
Full width upper deck	O	O	O	O
Full width rear deck	O	O	O	O
Heavy duty swing-outriggers	O	O	O	O
60" wood-filled crawler ramps	O	O	O	O
Electric/hydraulic paver ramps	O	O	O	O

S = Standard O = Optional N/A = Not available

All specifications are subject to change without notice. Trailers pictured in this brochure may feature optional equipment.



TRAIL KING Industries

CONSTRUCTION DIVISION

P.O. Box 1064 • Mitchell, SD 57301-7064 • 1-800-843-3324 (U.S. & Canada) • 605-996-6482 • Fax: 605-996-4727

ALL RIGHTS RESERVED TRAIL KING INDUSTRIES, INC. FORM TKCRG891-20