



Construction

**Tilt Utility
Trailer**



Construction

TILT UTILITY TRAILER

Construction Tilt Utility Trailers... Smooth and Easy Loading and Unloading



Heavy-Duty Jack, Chains

A 5,000-lb. heavy-duty drop leg jack is standard equipment, and heavy-duty safety chains are bolted on, rather than welded, for uncompromised strength and performance.



Safety Headboard

The 4" safety headboard provides an extra dimension of safety and load-hauling security.



Heavy-Duty D-Rings

Trail King includes heavy-duty 6" drop forged D-rings as standard equipment... not optional, as is the case with many manufacturers... so your trailer is ready to secure even your toughest loads.



Oak Deck

Trail King tilt utility trailers are decked with 2" nominal oak decking, not pine, and double screwed to crossmembers to prevent cupping. As a result, your deck will stand up to years of rugged service.




Curved Fender

Because they are attached to the deck and not the frame, the curved fenders move along with the deck as it raises and lowers. As a result, you always know where your load is in relation to the fenders.



Protected Electrical System

Trail King tilt utility trailers feature rubber-mounted, shock-proof, sealed lights and rubber grommets wherever wiring runs through the frame... for longer, trouble-free, low-maintenance performance life.



Adjustable Pintle Hitch

To accommodate a wide variety of towing vehicles, Trail King tilt utility trailers come with an adjustable 4-bolt hitch.




Toolboxes

Two (2) toolboxes are conveniently located at the front of the trailer and are roomy enough to store all your chains and tools.



Tilt Deck

The tilt deck overlaps and straddles the main frame to provide the maximum structural and lateral stability.



Platform Lock

The positive constant pressure of the over-center lock securely locks the deck in the transport position. And, so that you don't lose it, the safety pin is connected to the frame with welded chain.



Platform Cushioning Cylinder

A 3 1/2" x 11" cushioning cylinder gently lowers the deck to the ground for loading/unloading and then cushions the deck as it settles back down on the frame.



Axles, Wheels, And Tires

Dependable Torflex axles, 6- or 8-hole single disc wheels, and radial tires are standard equipment. So you not only get the right equipment for the job, you also get less down time, easier maintenance, and long service life.



Approach Plate

The main deck tilts to an 11° load angle, and features star traction material on the approach plate and recessed lights that are protected throughout the loading/unloading process.

Construction

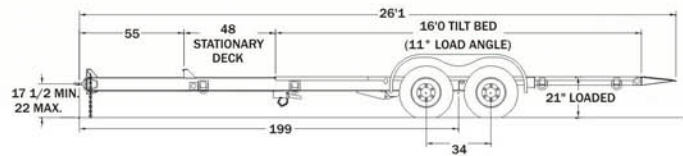
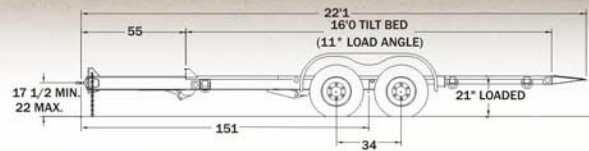
Tilt Utility Trailer



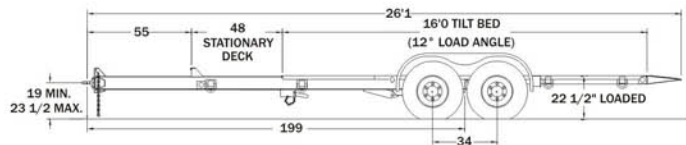
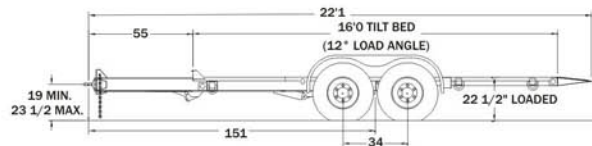
STANDARD EQUIPMENT*

- 12" x 2" electric brakes on both axles
- Single disc wheel (6-hole or 8-hole)
- Radial tires
- 1 1/2" oak decking (NET)
- Structural channel main frame
- 6 D-Rings on tilt deck
- 82" deck width between fenders
- 102" overall width
- 16' tilt deck length
- 3 1/2" x 11" cushioning cylinder
- 11° - 12° load angle
- 2 - 6,000-lb. Torflex axles (7,000-lb on TKT14U)
- C-channel crossmembers
- Star traction covered approach
- 5,000 lb. jack stand
- 14-ga. steel enclosed fenders
- Pintle hitch, adjustable
- Electrical system per DOT regulations
- Safety chains (less hooks)
- Headboard
- Registration holder
- Breakaway switch (with battery)
- Red & white conspicuity markings
- Color: Trail King 2-part polyurethane

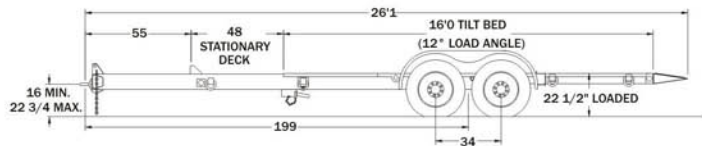
Distributed by:



TKT10U



TKT12U



TKT14U

*All specifications are subject to change without notice.
Trailers pictured in this brochure may feature optional equipment.



TRAIL KING Industries

Construction

TILT UTILITY TRAILER

A CARLISLE Company

P.O. Box 7064 ■ Mitchell, SD 57301 ■ 800-843-3324 U.S. & Canada ■ 605-996-6482 ■ Fax: 605-996-4727 ■ www.trailking.com

All rights reserved Trail King Industries, Inc. FORMTKTU12/2006-5